

# EGAT Investor Conference

NOV.25.2024



The information contained in this presentation, including all forward-looking information, is subject to change without notice, whether as a result of new information, further events or otherwise, and Evergreen Aviation Tech. Corp. (the “Company”) undertakes no obligation to publicly update or revise the information contained in this presentation.

Investor should not regard the above forward-looking information as legally binding but as information subject to change. No guarantees regarding the completeness, accuracy, and reliability of information contained are made explicitly or implicitly.

They are not intended to represent complete statement of the company, industry or future development.

Any part of this document may not be reproduced directly or indirectly for any purpose and distributed or transmitted to any other person (whether within or outside the Company).

- ◆ Company Profile
- ◆ Financial Performance
- ◆ Market Outlook
- ◆ Corporate Strategy

**16** Repair Station Certificates

**29** Special Process Certificates

**3100+** Employees

**30** World Class Customers

**300+** Airframe Maintenance/Yr

**8** 2023 Aviation Week Top 10 MRO

**25+** Manufacturing Hours(10K/Yr)

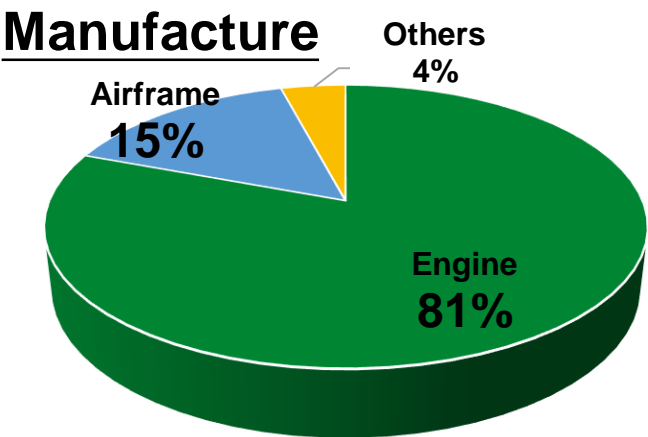
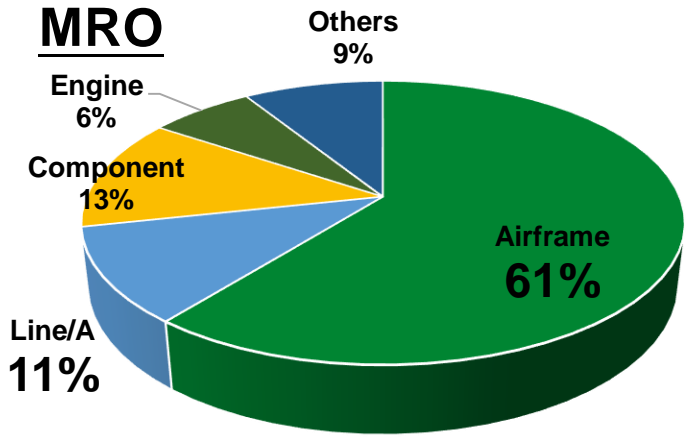
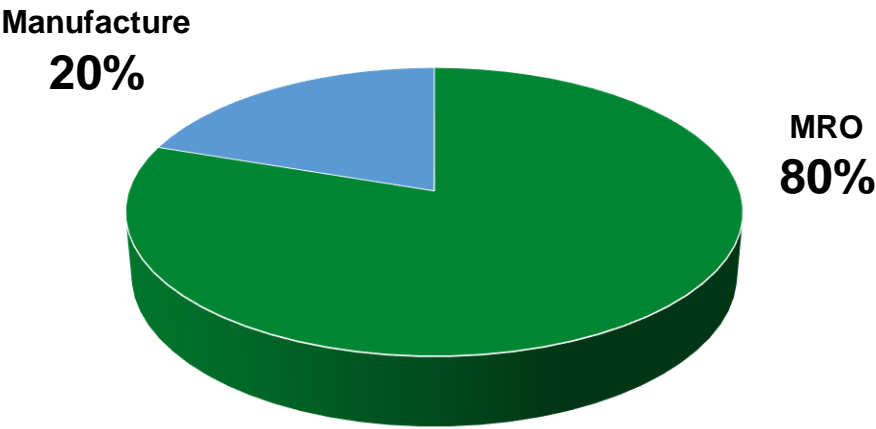
**4+** Manufacturing Deliveries(10K/Yr)

## Operating Performance

Unit: NT\$ Millions

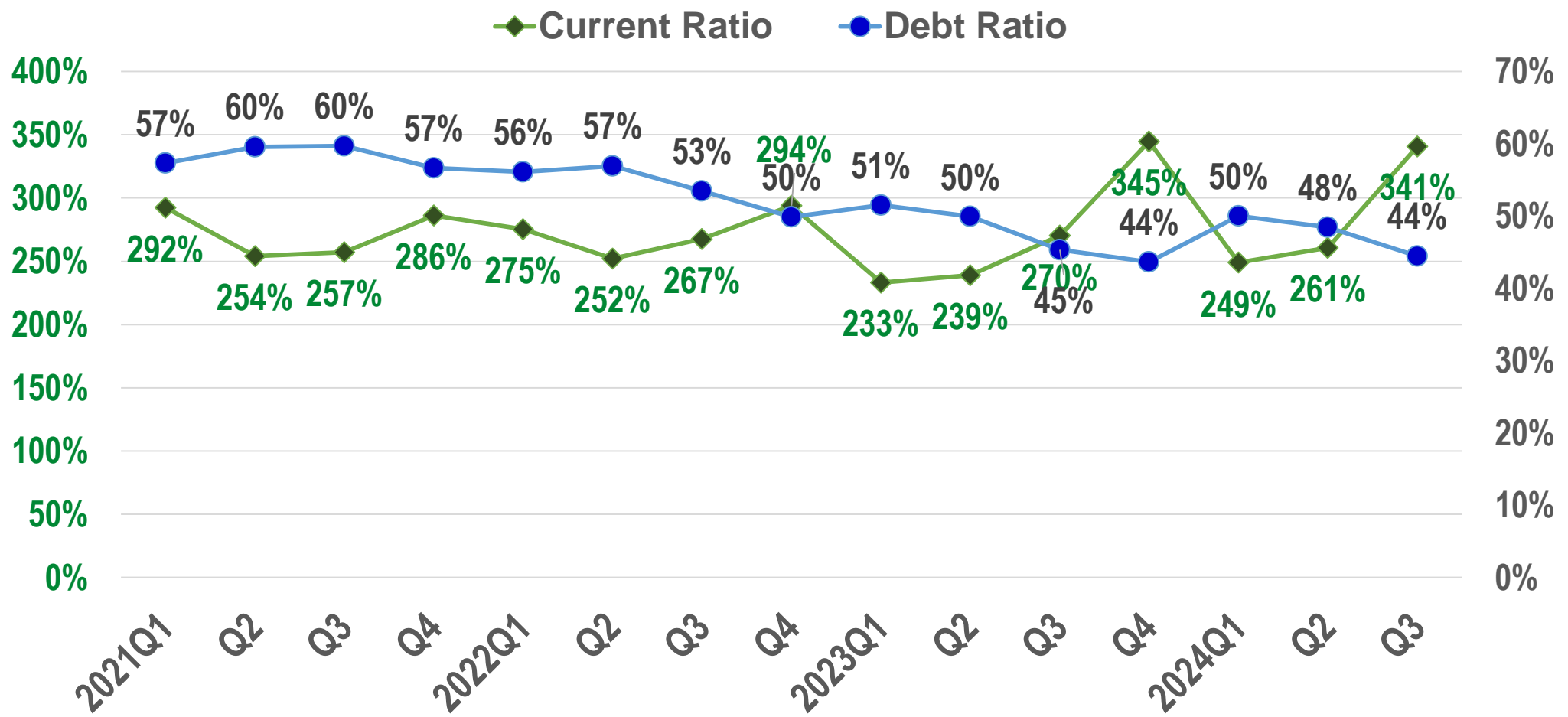
Item	3Q24
Operating Revenue	11,710
Operating Costs	9,339
Gross Profit	2,371
Operating Income	1,903
Net Income	1,414
EPS(NT\$)	3.78

Revenue

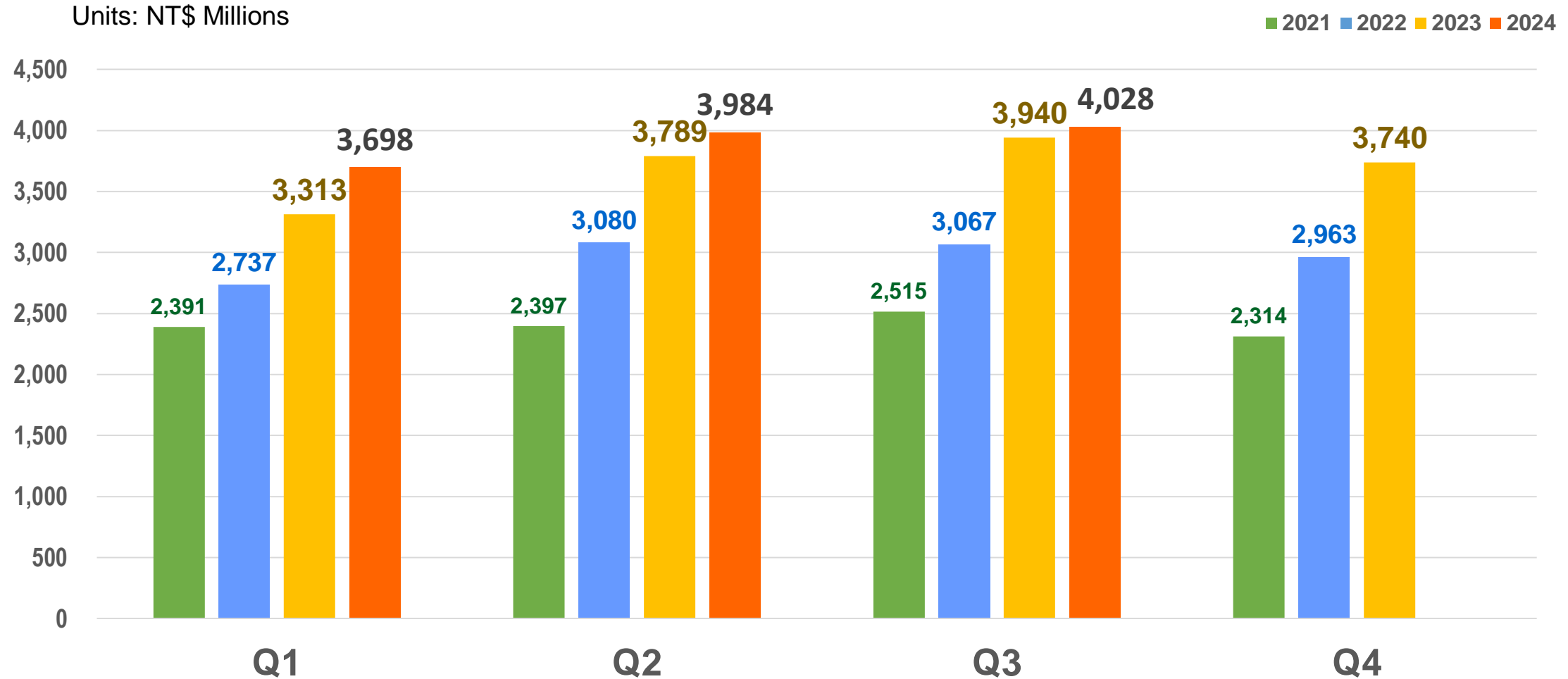




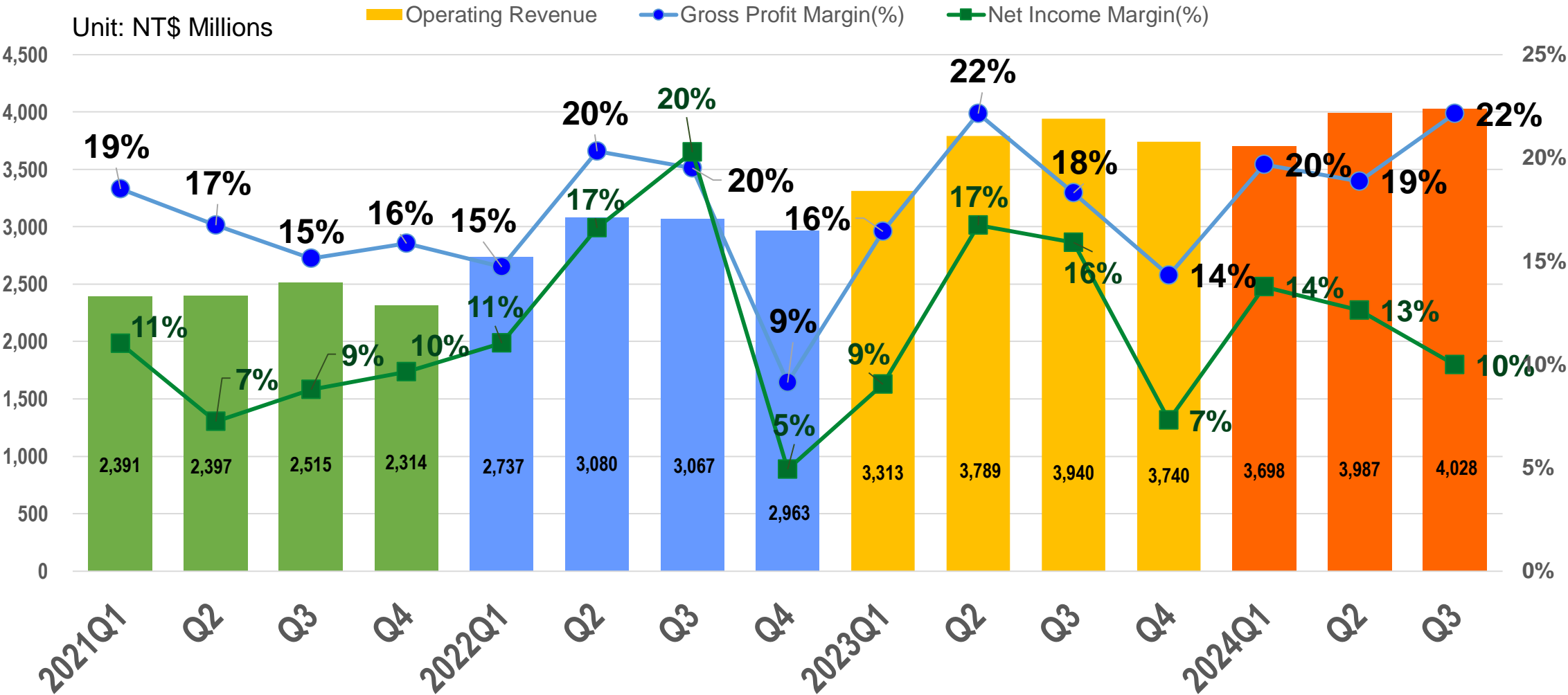
## Financial Ratios



## Quarterly Revenue in the recent three years

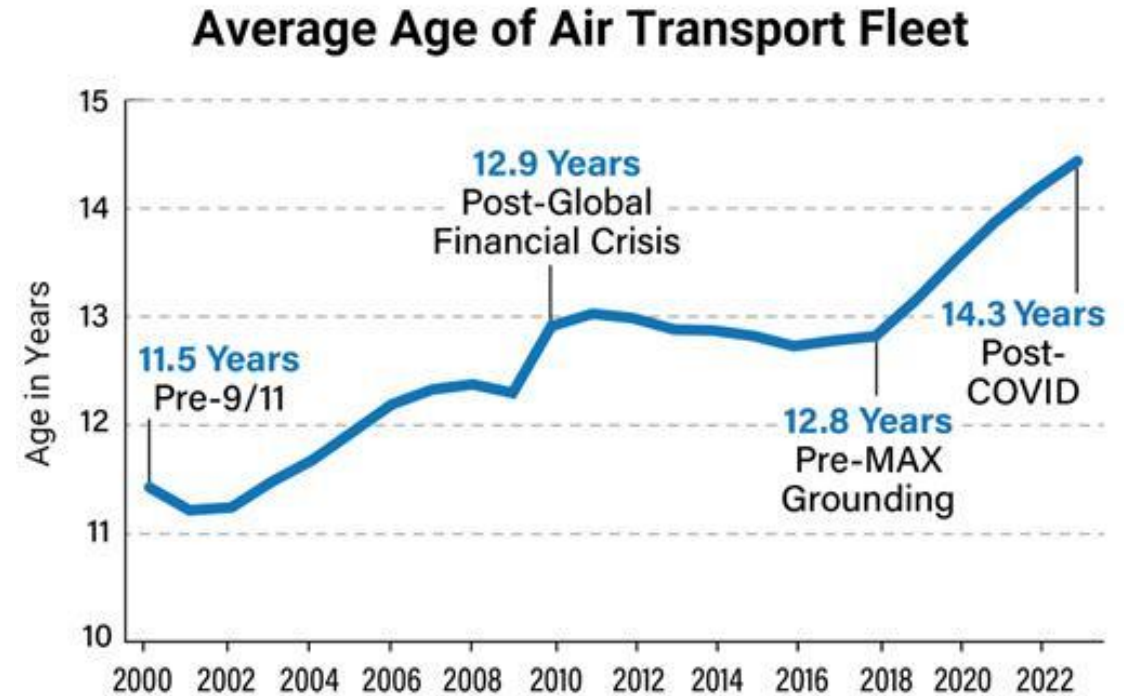


## Quarterly Revenue, Gross Profit Margin and Net Income Margin





- OEM Production and Delivery Delay : Quality issues 、 Union Strikes .
- New Aircraft Delivery Slide : Supply Chain Negative Impact Continues.
- IATA Full Year Forecast of Aircraft Deliveries : 11% shortfall.
- Airlines Delay Fleet Retirement Plans under High Travel Demand.
- MRO providers benefit strongly from Airlines keeping older fleets in service .



Source: CAPA

• European Market Expansion 、 A350 Capability and Potential Customers

	Asia		North America	Europe / UK
B737		 		
B747		 	 	 2025  2024  2024 
B767		 	 	
B777	 	 	 2025 	  2024
B787				 2024  2024  2025
A32X		 		
A330	 			
A350	 2027	Customer A 2025      Customer B 2025		

## Product Diversification

Market Expansion



## Lean Production

OEM Automation



## Technology Innovation

Electrochemical Machining







Thank you